


VARIOTEC DR

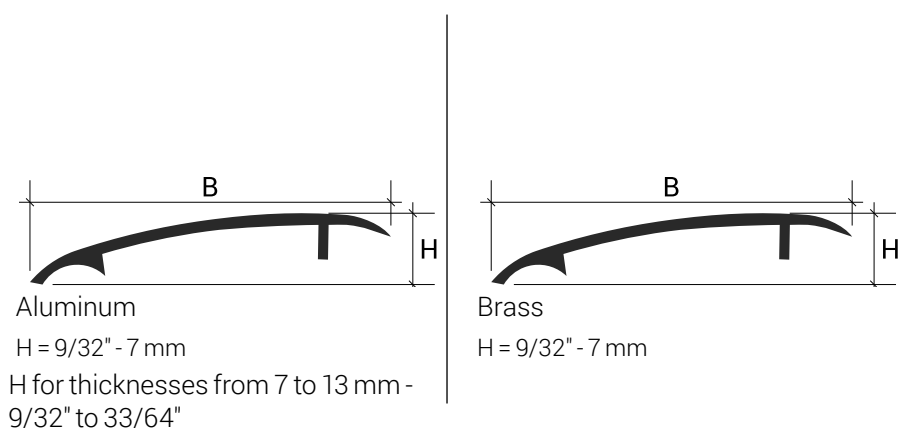
PRODUCT DESCRIPTION



The VARIOTEC range additionally contains a variety of notably versatile profiles used as edging and to join or transition flooring of different thicknesses and elevations. These functional profiles join ceramic tile and wood flooring with thin floor coverings such as carpeting and vinyl.

TECHNICAL FEATURES

Length: 2.70 meters - 8'10"



MATERIAL DESCRIPTION

Aluminum

The primary aluminum alloy EN AW-6060 in T6 temper is suitable for complex extrusions, offering high strength and an excellent natural surface finish that lends itself well to subsequent finishing processes.

ANODIZED ALUMINUM:

The anodic oxidation process provides protection against corrosion caused by atmospheric agents, without involving galvanic treatments.

In accordance with the EN 12373 standard, profiles undergo preliminary treatments that create a uniformly matte surface. They are then colored through an electrochemical oxidation process in standard finishes: Silver, Gold, Bronze, Copper, and Titanium, with a coating thickness of up to 20 microns.



AS



AO



AB

variotech >> DR in Anodized Aluminum - Self-Adhesive		
Item	B inch	Finish
DR36ASA270	1-7/16	AS - Silver
DR36AOA270	1-7/16	AO - Gold
DR36ABA270	1-7/16	AB - Bronze

MATERIAL DESCRIPTION

Brass

Profiles made from CW618N (EN 12167) brass alloy are characterized by high resistance to mechanical stress, making them particularly suitable for heavy-traffic applications, such as industrial settings and at expansion joints. Brass is resistant to most chemical agents commonly encountered during the installation of ceramic coverings. However, in the presence of humidity or aggressive substances, the surface may develop superficial oxidation, which can be removed using a standard polishing product.


These profiles can be manufactured through either hot extrusion or cold forming from sheets of constant thickness.

POLISHED BRASS:

This finish is obtained using specialized polishing machines that mechanically enhance the surface without altering the material's intrinsic properties. In the presence of oxidizing agents, some surface darkening may occur, which can be easily restored using common polishing products.



OL

variotech >> DR in Polished Brass - Self-Adhesive			
Item	B inch	Finish	
DR36OLA270	1-7/16	OL - Polished	

APPLICATION

1. Check that the substrate is solid, flat, clean, degreased and dry, verifying that the application temperature is not lower than 15°C in case of gluing;
2. Cut the profile to the required length;
3. Apply the adhesive (FIXXTEC) to the part of the profile to be adhesived, or remove the protective paper from the adhesive for self-adhesive versions, and position the profile correctly without further adjustments;
4. Apply the profile with uniform pressure without hammering;
5. Remove any adhesive residue from the profile immediately.

N.B.: Aluminum profiles offer limited resistance to alkaline substances, so their use must be evaluated according to the expected chemical aggressions. Aluminum profiles in contact with cementitious substances can be attacked by corrosion processes, so residues of used adhesives and sealants should be removed immediately. When laying, the right amount of adhesive must be used and the right drying times observed, avoiding creating cavities in which water can stagnate, which would lead to the formation of alkaline substances (aluminum hydroxide) and trigger corrosive electrolytic phenomena.

WARNINGS

These profiles should be handled with care, using cut-resistant gloves. The indications and prescriptions herein, while corresponding to our experience, are to be considered purely indicative and must be confirmed by exhaustive practical applications. Profilitec declines any responsibility for any damage to people or things resulting from improper use of the products. The user is required to determine whether or not the product is suitable for use and assumes all responsibility arising from incorrect installation of the material.

CLEANING AND MAINTENANCE

ALUMINIUM:

Aluminum requires no special maintenance.

For cleaning, use colorless alcohol diluted in water or neutral detergents, avoiding acidic ones (e.g., hydrochloric or hydrofluoric acid); use non-abrasive sponges or cloths to avoid damage. We recommend not applying cleaners directly to surfaces. After cleaning, rinse with water and dry immediately with a soft cloth. Avoid polishes. Quickly remove residual cement or grout to protect the surface.

BRASS:

Brass does not require special maintenance and is easily cleaned with alcohol diluted in water or with neutral detergents, avoiding those with an acidic base.

It is recommended to use water with mild detergents, ensuring the final rinse is with water only. To avoid scratches, use exclusively non-abrasive cloths or sponges. For maintenance, common polishes available on the market can be used.

BILL OF QUANTITIES ITEM

Supply and installation of profile in _____ (material), with finish _____
 _____ (see Material Description section) of characteristic size _____ mm. Profile with
 connected upper part for an ideal floor finish.

Family type _____ from the Profilitec company as a finishing and connection profile between
 existing carpeted or vinyl floors and new ceramic or wooden floors to be supplied and installed according to the rules and
 fields of application suggested by the manufacturer.

Profile length: 2700 mm

Profile SKU: _____

Material: _____ \$/pc

Installation: _____ \$/pc

Totale price: _____ \$/pc